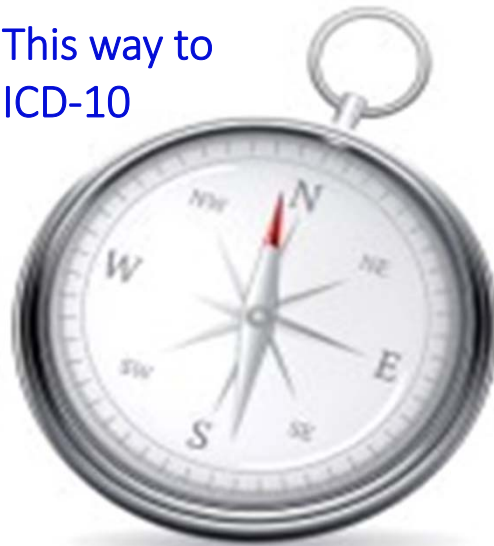


This way to  
ICD-10



**MRS**

MEDICAL REIMBURSEMENT SPECIALISTS

# Quick Review

- ✓ We currently report diagnoses with ICD-9 codes
- ✓ Effective with date of service 10-1-14 we must report services using ICD-10 diagnosis codes
- ✓ Many more codes to choose from in I10
- ✓ CPT codes will NOT change.

# ICD-10 IS A GOOD THING...

- \* We can better reflect the true health status of our patients
- \* Collect more meaningful information about the care we provide to consumers
- \* All the new choices in codes allow improved data quality and reporting

# ... that depends upon provider documentation

- \* Our providers need to begin documenting more detail in order to take advantage of the ICD-10 code set
- \* Software tools
- \* Superbills and cheat sheets
- \* 3M grouper
- \* Coding Books



# Who collects and reports practice data?

- \* CMS.gov
- \* Healthgrades.com
- \* Vitals.com
- \* Payer websites
- \* Medical board websites

# REIMBURSEMENT IMPACT

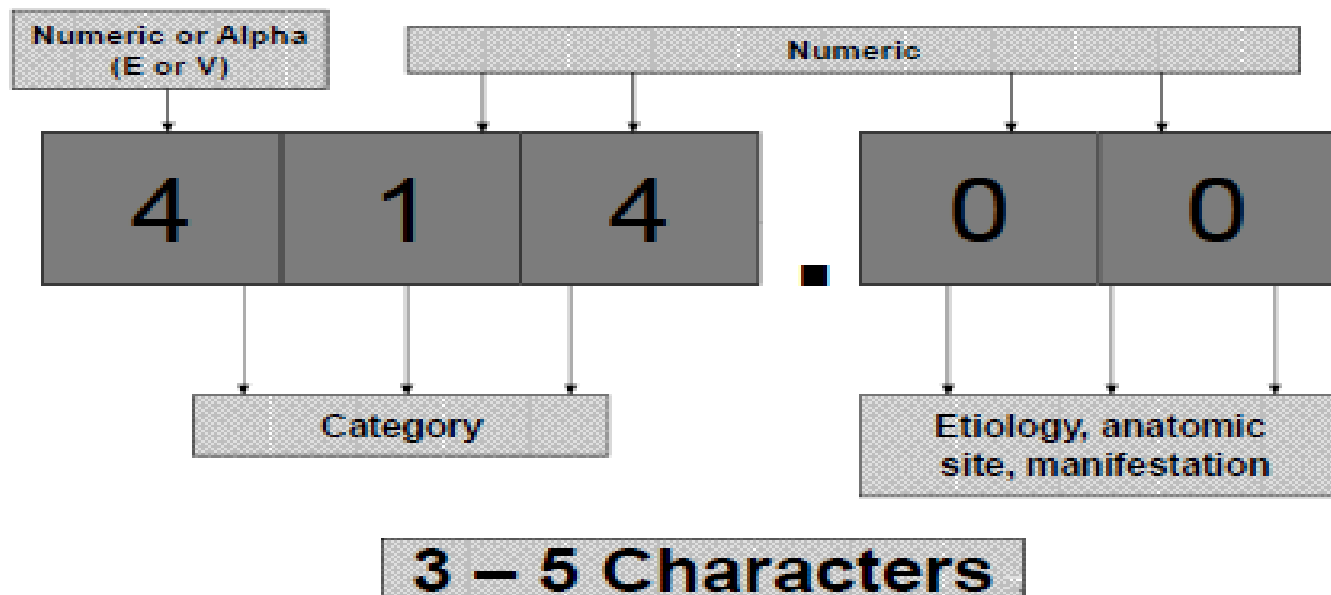
- \* Invalid or inappropriate ICD-10 codes may result in denial of claims.



Getty Images

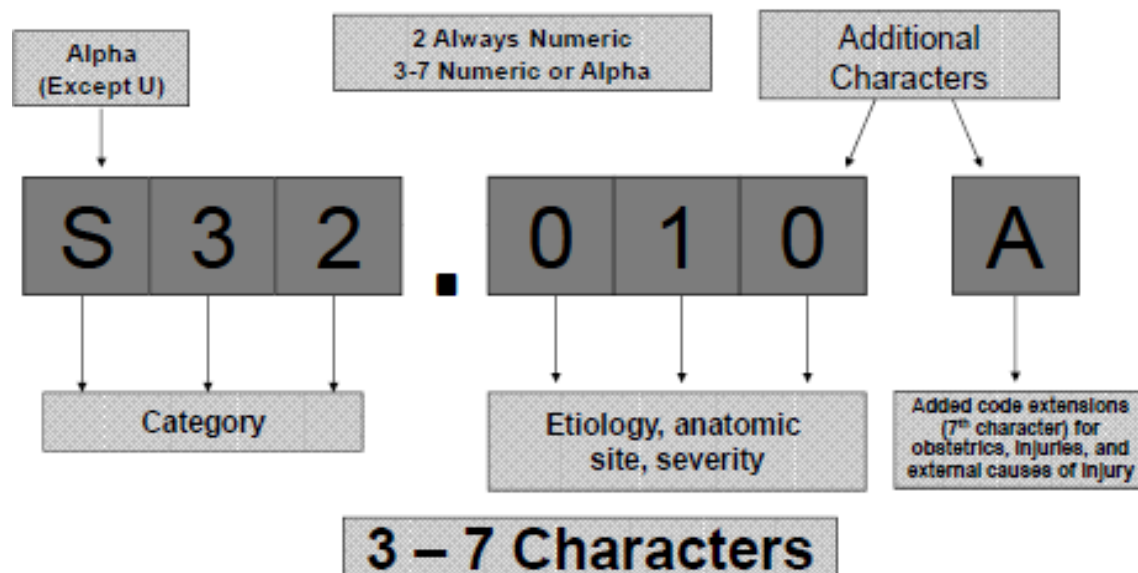
# Current Dx Code Structure

## ICD-9-CM Structure



# ICD-10 Code Structure

## ICD-10-CM Structure





# Diagnosis Code Comparison


ICD-9-CM	ICD-10-CM
3-5 Digits	3-7 characters
1 <sup>st</sup> digit numeric, V or E	1 <sup>st</sup> character is alpha (no “U”)
2 <sup>nd</sup> digit numeric	2 <sup>nd</sup> character is numeric
3 <sup>rd</sup> , 4 <sup>th</sup> , 5 <sup>th</sup> digits numeric	3-7 characters may be alpha OR numeric
Always at least 3 digits	Always at least 3 characters
Decimal place after first 3 digits	Decimal place after first 3 characters
Alpha characters not case sensitive	Alpha characters not case sensitive

# Key documentation changes

- ✓ DIABETES
- ✓ OBSTETRICAL CONDITIONS
- ✓ LATERALITY
- ✓ FRACTURES
- ✓ INJURIES

# DIABETES

Diabetes mellitus codes are expanded to include the classification of the diabetes and the manifestation.



New &  
improved!  
Over 50  
codes to  
choose from!

## *Examples:*

**E11.41** Type II DM w/ diabetic mononeuropathy

**E10.22** Type I DM w/ chronic kidney disease

**E11.329** Type II DM w/ mild nonproliferative diabetic retinopathy without macular edema



# OBSTETRICS

The trimester in which the condition occurs determines the correct ICD10 code.

1<sup>st</sup> trimester= less than 14 wks 0 days

2<sup>nd</sup> trimester= 14 wks 0 days to less than 28 wks 0 days

3<sup>rd</sup> trimester= 28 wks 0 days until delivery

Additional code is needed to identify the specific week of pregnancy

*Example:* 24-wk pregnancy complicated by gestational diabetes:

O24.410

Z3A.24

# LATERALITY

Many codes identify left, right, and unspecified when dealing with paired organs.

*Example:*

Carotid artery stenosis: 4 codes to choose from:

- I65.21
- I65.22
- I65.23
- I65.29

# FRACTURES



Fracture codes require a 7th character to identify:

open vs closed;

*-and-*

Type of encounter:

initial

subsequent encounter for routine healing, delayed healing, nonunion, malunion, or sequelae.

OPEN fractures of the forearm, femur, and lower leg also require the provider to document the Gustilo open fx classification system.

In addition, we need to remember laterality and site specificity

# Fracture Code Extensions

A Initial encounter for closed fx

B Initial encounter for open fx I or II (or open fx NOS)

**C Initial encounter for open fx type IIIA, IIIB or IIIC**

D Subsequent encounter for fx with routine healing

**E Subsequent encounter for open fx type I or II, routine**

**F Subsequent encounter for open fx type IIIA, IIIB or IIIC**

G Subsequent encounter for fx with delayed healing

**H Subsequent encounter for open fx type I or II, delayed healing**

**J Subsequent encounter for open fx type IIIA, IIIB or IIIC, delayed healing**

**... wait, there's more!**

# Fracture Code Extensions

**K** Subsequent encounter for fx with nonunion

**M** Subsequent encounter for open fx type I or II with nonunion

**N** Subsequent encounter for open fx type IIIA, IIIB or IIIC

**P** Subsequent encounter for fx with malunion

**S** Sequelae



**Bolded green characters only apply to open fractures of the forearm, femur, and lower leg.**



# Examples of Fracture Codes

S42.321**A** - closed displaced transverse fracture right humeral shaft, initial encounter.

S42.321**D** - closed displaced transverse fracture right humeral shaft, subsequent encounter for routine healing

S42.321**P** - closed displaced transverse fracture right humeral shaft, subsequent encounter with malunion

Only change is last character

# INJURIES



A Initial encounter

D Subsequent encounter

S Sequelae

For routine “Aftercare” of an injury, assign a 7<sup>th</sup> character of “D.”  
All aftercare V codes are gone.

Example: Recheck of open wound of left ring finger, routine healing: **S61.215D**

# Au Revoir to Superbills and Cheatsheets?

The one page superbill will become a thing of the past, and a 10-page superbill will be impractical for most practices.

*Solution: An electronic code selection tool; e.g. 3M, to assist with accurate code selection*

# Today's Take-Aways

**ICD-10 codes will impact practice reimbursement and quality reporting**

**Ability to take advantage of ICD-10 codes hinges on provider documentation.**

**Major documentation changes include diabetes, pregnancy, laterality, fractures and other injuries.**

**Practice staff can raise provider awareness of need to provide more detailed documentation.**

**Sooner is better than later!**

# QUESTIONS



**To learn more about how we can help, please call:**

**603-236-9465**